

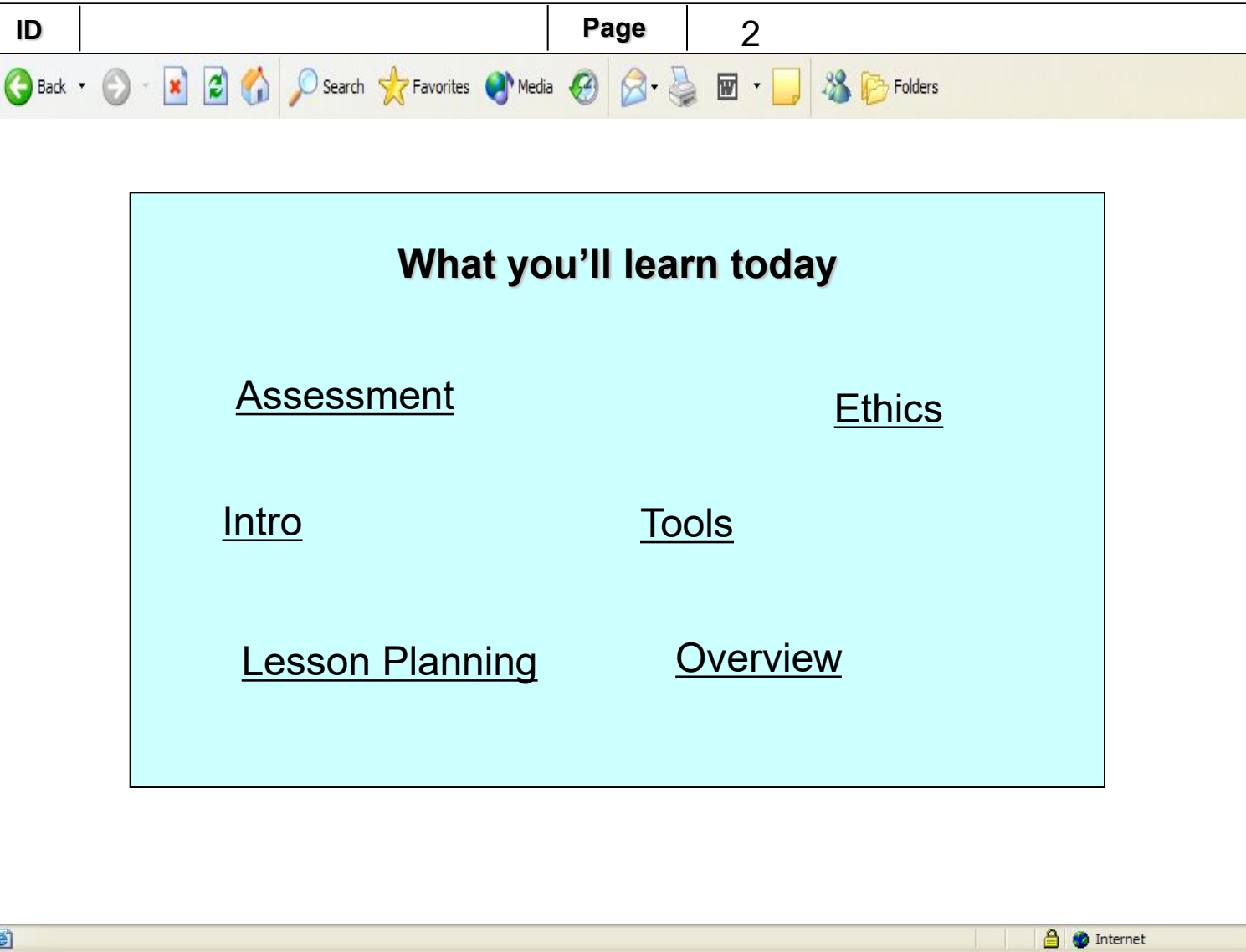
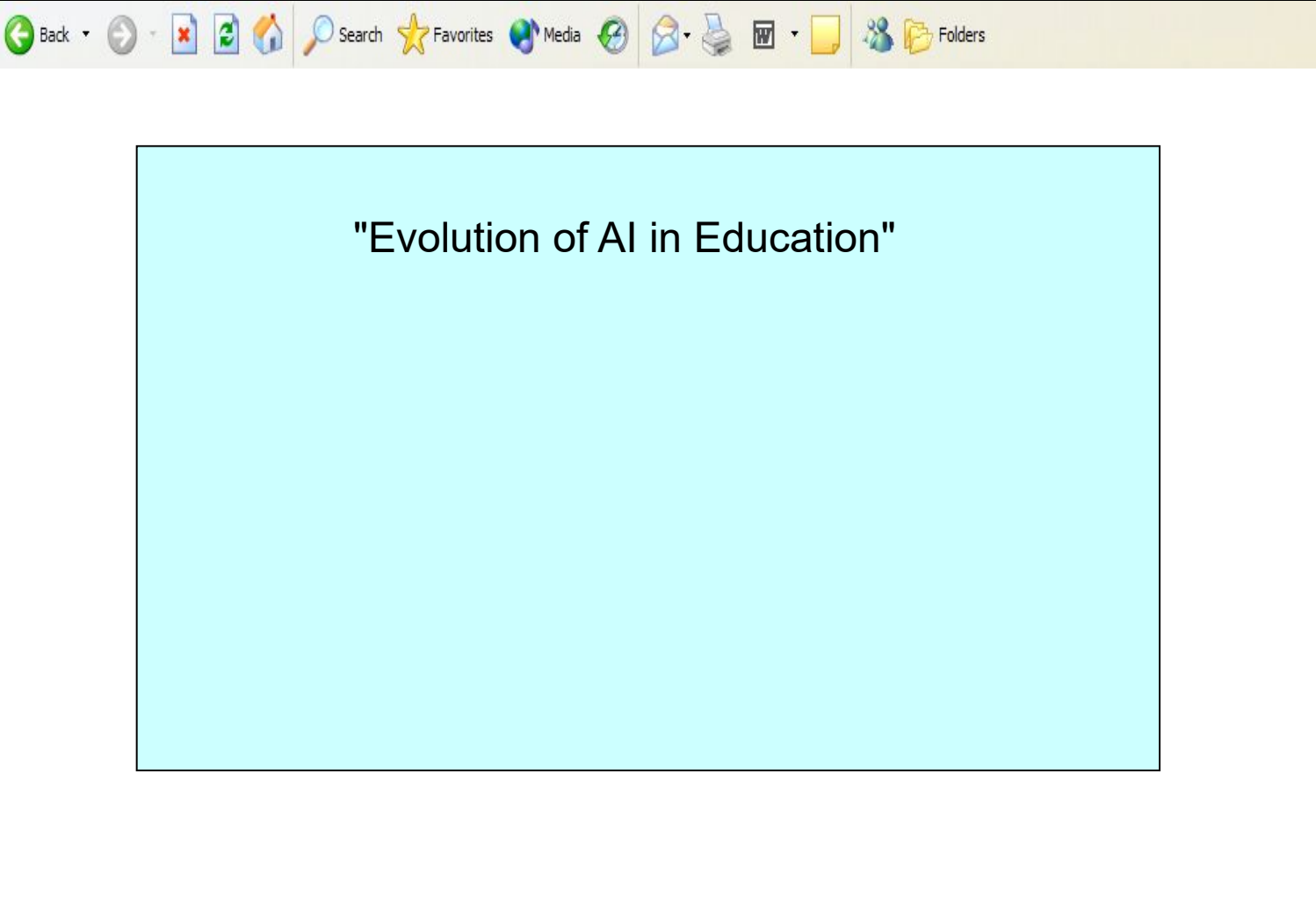
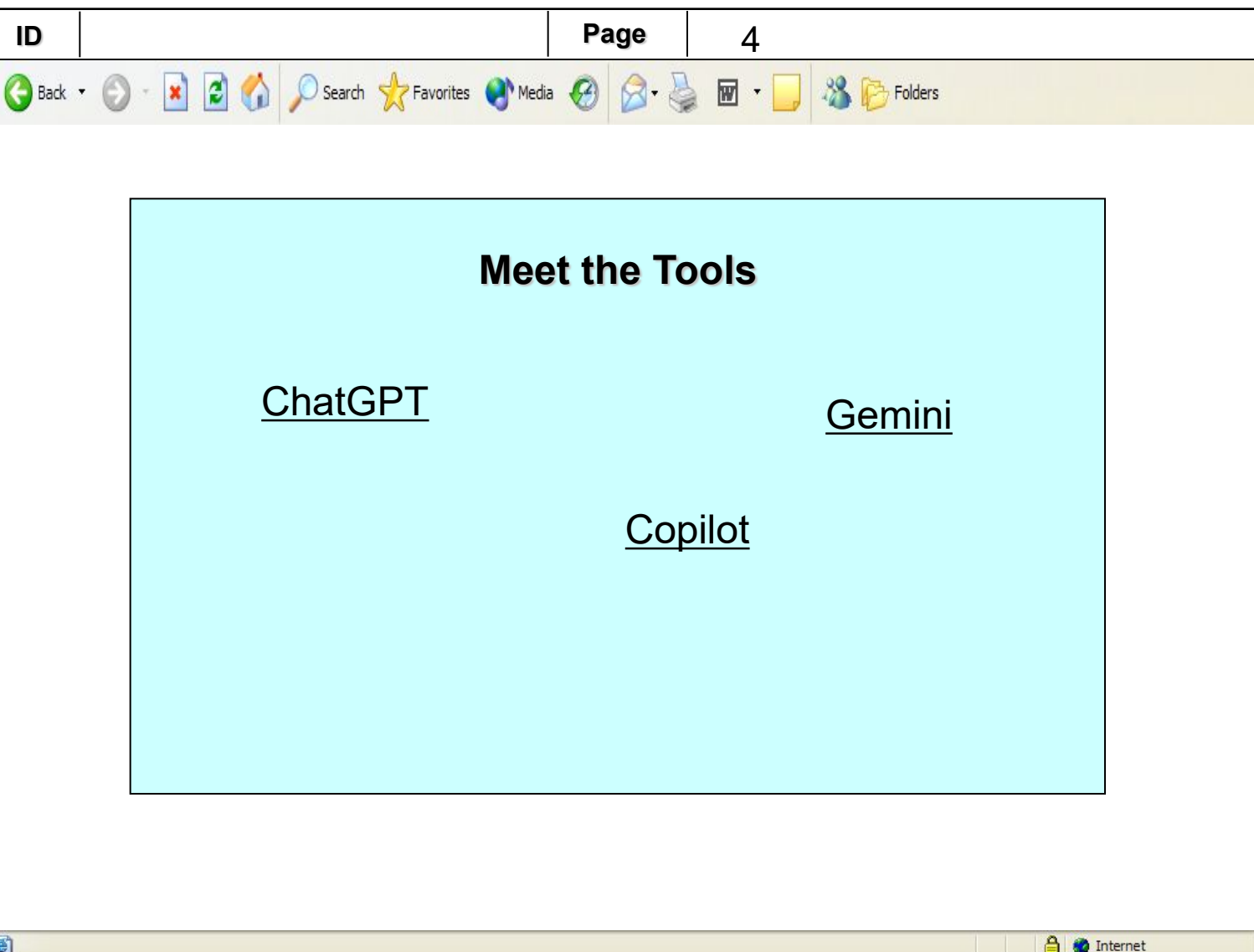
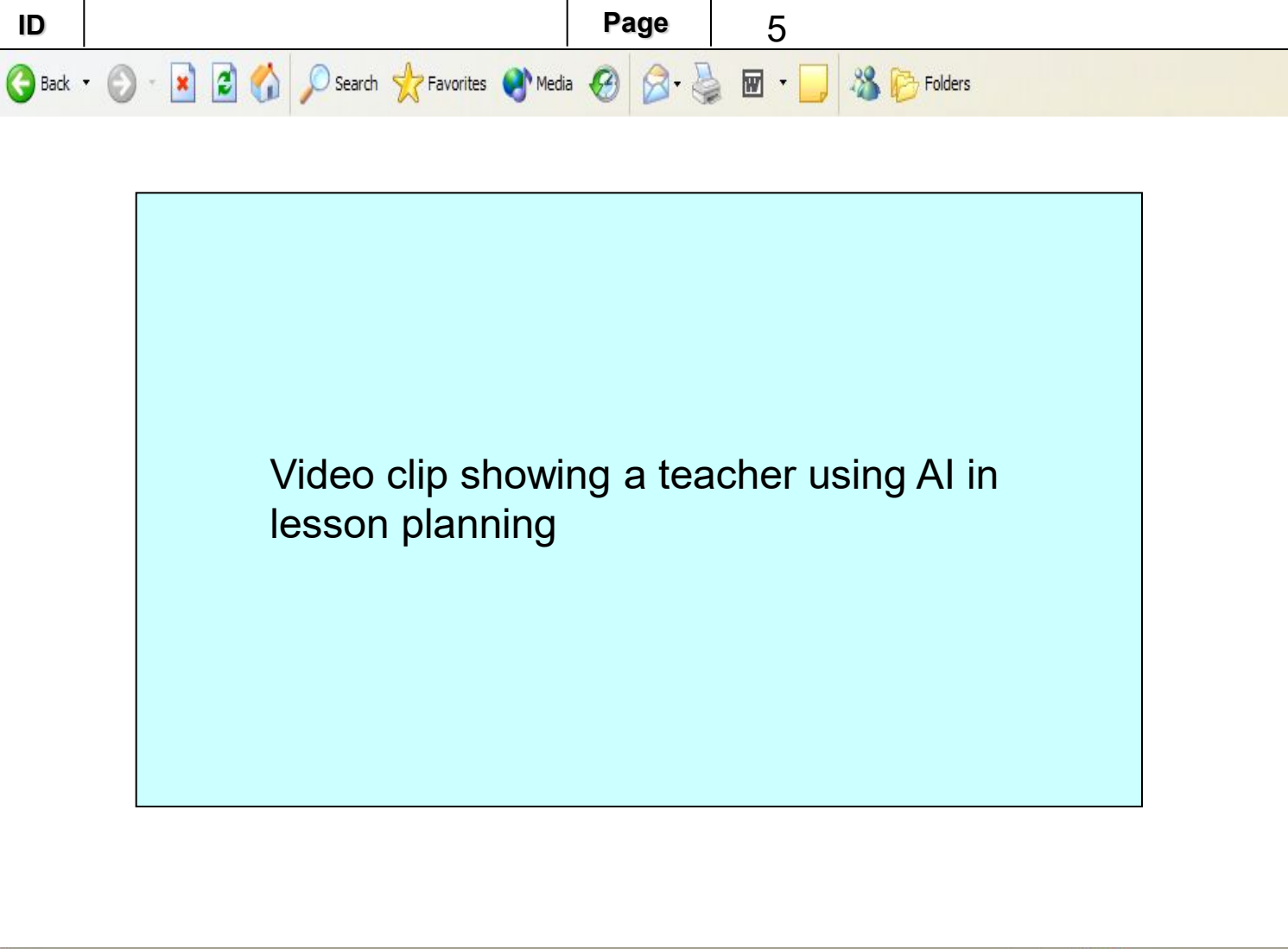


ID	Page	Description
<div data-bbox="19 92 1149 149"></div> <div data-bbox="183 264 1362 978"><p data-bbox="376 521 1255 614">"Integrating AI Tools Into Lesson Planning and Assessment"</p></div> <div data-bbox="9 1120 1528 1149"></div>		<p data-bbox="1535 292 1903 342">Visual elements:</p> <p data-bbox="1535 435 1854 606">Title screen, AI graphics, icons for tools (ChatGPT, Copilot, Gemini)</p> <p data-bbox="1535 771 1903 821">Assessment: No</p>
<p data-bbox="28 1163 309 1199">Audio Narration:</p> <p data-bbox="38 1228 1275 1270">"Welcome to this tutorial on integrating AI tools int your teaching workflow"</p>		<p data-bbox="1584 1313 1845 1363">Start button</p>


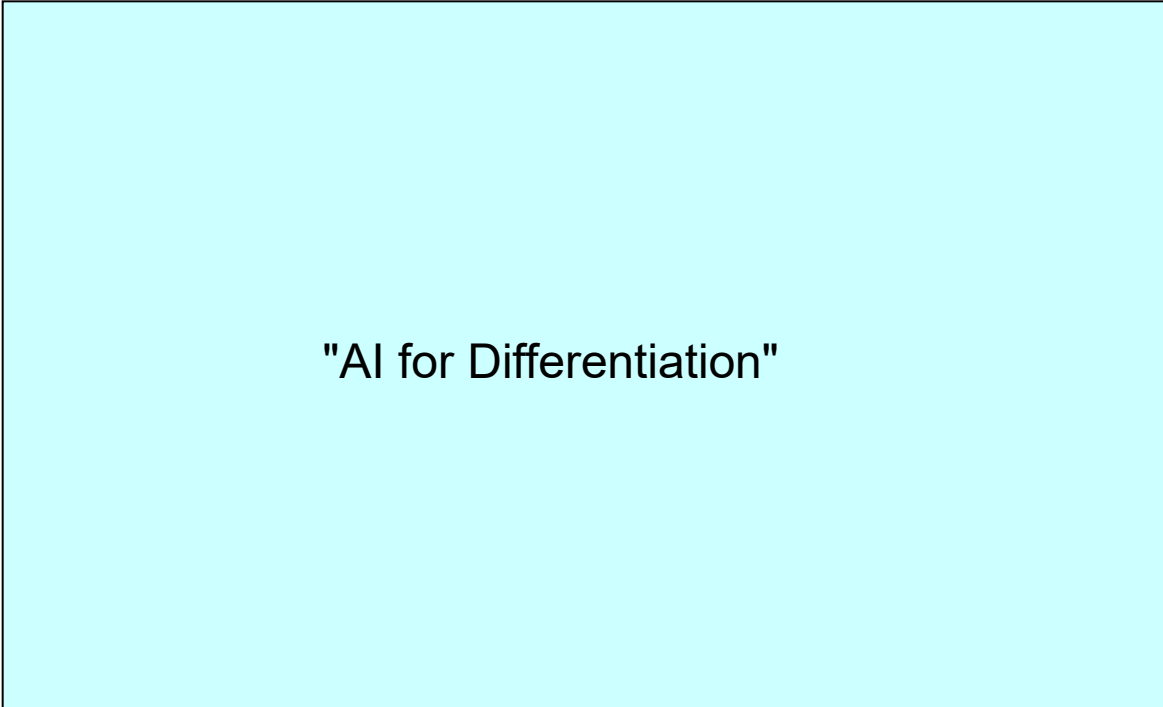

ID	Page	2	Description
 <p>The screenshot shows a web browser window with a presentation slide. The slide has a light blue background and the title "What you'll learn today" in bold black text. Below the title, six topics are listed in a circular arrangement, each underlined: "Assessment", "Ethics", "Intro", "Tools", "Lesson Planning", and "Overview". The browser's address bar at the bottom shows "Internet".</p>			<b>Agenda Icons:</b> Intro Tools Lesson Planning Overview Ethics Assessment
<p>Assessment</p> <p>Ethics</p> <p>Intro</p> <p>Tools</p> <p>Lesson Planning</p> <p>Overview</p>			Assessment: No
<p>Audio Narration:</p> <p>"Let's review what you can expect to learn in this module."</p>			Interaction
			Click to reveal agenda

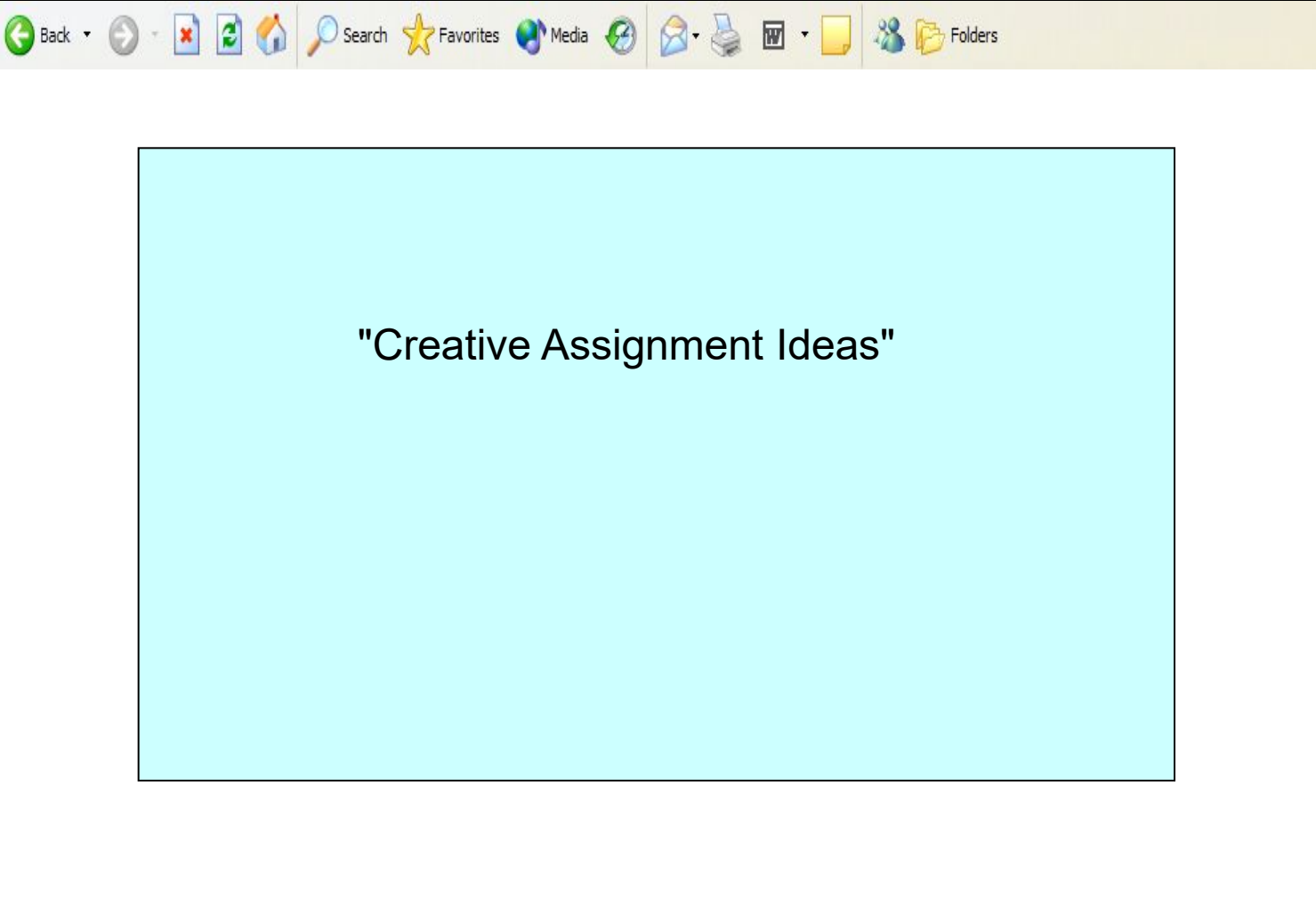
ID	Page	3	Description
 <p>The screenshot shows a web browser window. At the top is a navigation bar with icons for Back, Forward, Stop, Reload, Home, Search, Favorites, Media, and Folders. Below this is a large light blue rectangular area containing the text "Evolution of AI in Education". At the bottom of the browser window is a status bar with a lock icon and the text "Internet".</p>			<p><b>Visual elements:</b></p> <p>Timeline or evolution graphic</p> <p>Assessment: No</p>
<p>Audio Narration:</p> <p>"AI has rapidly transformed the way educators design and deliver instruction."</p>			<p>Interaction</p> <p>Clickable timeline</p>

ID	Page	4	Description
 <p>The screenshot shows a web browser window with a light blue background. At the top, there is a navigation bar with icons for Back, Forward, Stop, Home, Search, Favorites, Media, and Folders. Below this, the main content area has the title "Meet the Tools" in bold black text. Underneath the title, there are three underlined links: "ChatGPT", "Gemini", and "Copilot", arranged with ChatGPT on the left, Gemini on the right, and Copilot centered below them. At the bottom of the browser window, there is a status bar with a lock icon and the text "Internet".</p>			<b>Visual Elements:</b> <p>AI tools side-by-side: ChatGPT, Gemini, Copilot</p> <p>Assessment: No</p>
<p>Audio Narration:</p> <p>"Here are the most commonly used AI tools in K-12 instruction today."</p>			<p>Interaction</p> <p>Hover to view description</p>



ID	Page	5	Description
			<b>Visual Elements:</b>  Video clip showing a teacher using AI in lesson planning
<p>Audio Narration:</p> <p>"Watch how this teacher uses AI to create a scaffolded lesson plan."</p>			<p>Assessment: No</p>
			<p>Interaction</p> <p>Play/Pause controls</p>

ID	Page	6	Description
<div data-bbox="19 92 1149 149"> </div> <div data-bbox="173 249 1342 949"> <h1 data-bbox="367 406 1101 456">Lesson Planning Prompt Example</h1> </div> <div data-bbox="19 1113 1400 1142"> </div>			<p data-bbox="1545 149 1767 321">Example of a lesson plan prompt in ChatGPT</p> <p data-bbox="1545 985 1874 1021">Assessment: Yes</p>
<p data-bbox="48 1192 367 1235">Audio Narration:</p> <p data-bbox="48 1278 1381 1378">"Let's look at how to craft effective prompts to generate lesson ideas."</p>			<p data-bbox="1555 1163 1787 1206">Interaction</p> <p data-bbox="1535 1256 1825 1342">Editable text field for prompt</p>

ID	Page	7	Description
<div data-bbox="19 92 1149 149">  </div> <div data-bbox="173 249 1342 949">  <p data-bbox="492 578 956 628">"AI for Differentiation"</p> </div> <div data-bbox="19 1120 1400 1142">  </div>			<p data-bbox="1555 142 1806 271">Differentiation pyramid with AI examples</p> <p data-bbox="1545 985 1903 1035">Assessment: No</p>
<p data-bbox="48 1192 367 1235">Audio Narration:</p> <p data-bbox="48 1270 1352 1378">"AI can support differentiated instruction by adjusting content for readiness levels."</p>			<p data-bbox="1555 1156 1787 1206">Interaction</p> <p data-bbox="1535 1256 1874 1356">Click on each tier for an example</p>



ID	Page	8	Description
 <p>The screenshot shows a web browser window. At the top is a toolbar with icons for Back, Forward, Stop, Reload, Home, Search, Favorites, Media, Print, and Folders. Below the toolbar is a large light blue rectangular area containing the text "Creative Assignment Ideas". At the bottom of the browser window is a status bar with a lock icon and the text "Internet".</p>			<p>Showcase AI-generated assignments: project, quiz, creative writing</p> <p>Assessment: Yes</p>
<p>Audio Narration:</p> <p>"Here are some ways AI can inspire engaging and innovative student work."</p>			<p>Interaction</p> <p>Drag-and-drop to match assignment with goal</p>






ID	Page	9	Description
<div data-bbox="19 92 1149 149">  </div> <div data-bbox="173 249 1342 949"> <div data-bbox="454 571 1110 621"> <h1>Formative Assessment With AI</h1> </div> </div> <div data-bbox="9 1113 1528 1149">  </div>			<div data-bbox="1535 128 1864 464"> <p>Demonstration video: AI formative assessment (e.g., exit tickets)</p> </div> <div data-bbox="1535 985 1903 1035"> <p>Assessment: No</p> </div>
<div data-bbox="48 1192 367 1235"> <p>Audio Narration:</p> </div> <div data-bbox="48 1270 1342 1378"> <p>"Use AI to generate quick checks for understanding, such as quizzes and exit tickets."</p> </div>			<div data-bbox="1555 1156 1787 1206"> <p>Interaction</p> </div> <div data-bbox="1535 1256 1787 1363"> <p>Play/Pause controls</p> </div>



ID	Page	10	Description
<div data-bbox="19 92 1149 149"> </div> <div data-bbox="173 249 1342 949"> <p>"Create Your Own"</p> </div> <div data-bbox="19 1120 1400 1142"> </div>			<p>Interactive activity: generate an AI-powered formative assessment</p> <p>Assessment: Yes</p>
<p>Audio Narration:</p> <p>"Try creating a formative assessment prompt with an AI tool."</p>			<p>Interaction</p> <p>Fill-in template &amp; preview output</p>


ID	Page	11	Description
<div data-bbox="19 92 1149 149"> </div> <div data-bbox="173 249 1342 949"> </div> <div data-bbox="9 1120 1528 1149"> </div>			<p data-bbox="1561 135 1818 278">Table of best practices for ethical AI use</p> <p data-bbox="1545 985 1903 1035">Assessment: No</p>
<p data-bbox="54 1192 365 1235">Audio Narration:</p> <p data-bbox="54 1278 1460 1378">"Responsible use includes accuracy checks, bias awareness, and transparency."</p>			<p data-bbox="1561 1163 1787 1206">Interaction</p> <p data-bbox="1535 1263 1779 1349">Hover for explanations</p>

ID	Page	12	Description
<div data-bbox="19 92 1149 149">  </div> <div data-bbox="173 249 1342 949"> <p data-bbox="498 571 989 621">"What Would You Do?"</p> </div> <div data-bbox="9 1120 1528 1149">  </div>			<p data-bbox="1545 149 1883 307">Scenario-based interaction: ethical dilemma</p> <p data-bbox="1545 985 1825 1085">Assessment: Yes</p>
<p data-bbox="54 1192 363 1235">Audio Narration:</p> <p data-bbox="54 1278 1313 1378">"A student uses AI to complete an assignment. How do you respond?"</p>			<p data-bbox="1561 1163 1787 1206">Interaction</p> <p data-bbox="1535 1263 1825 1349">Multiple-choice with feedback</p>

ID	Page	13	Description
<div data-bbox="19 92 1149 149">  </div> <div data-bbox="173 249 1342 949">  <p data-bbox="463 535 1120 585">"Integrating AI with Your Tools"</p> </div> <div data-bbox="9 1120 1528 1149">  </div>			<p data-bbox="1535 149 1845 428">Tech diagram: how AI integrates with LMS or school tech tools</p> <p data-bbox="1545 985 1903 1035">Assessment: No</p>
<p data-bbox="48 1192 367 1235">Audio Narration:</p> <p data-bbox="48 1278 1342 1378">"Learn how AI works with your existing systems like Canvas, Teams, and Google Classroom."</p>			<p data-bbox="1555 1163 1787 1206">Interaction</p> <p data-bbox="1535 1256 1796 1342">Click to explore integrations</p>

ID	Page	14	Description
<div data-bbox="19 92 1149 149"> </div> <div data-bbox="173 249 1342 949"> <p>"Recap &amp; Reflection"</p> </div> <div data-bbox="19 1113 1400 1142"> </div>			<p>Summary of key takeaways</p> <p>Assessment: Yes</p>
<p>Audio Narration:</p> <p>"Let's recap what you've learned and how you might apply it."</p>			<p>Interaction</p> <p>Drag to reorder key takeaways</p>

ID	Page	15	Description
<div data-bbox="19 92 1149 149">  </div> <div data-bbox="173 249 1342 949"> <div data-bbox="483 485 1043 535"> "Quick Knowledge Check" </div> </div> <div data-bbox="9 1120 1528 1149">  </div>			<div data-bbox="1555 135 1845 307"> Knowledge check quiz (5 questions) </div> <div data-bbox="1545 985 1912 1035"> Assessment: Yes </div>
<div data-bbox="48 1192 1091 1320"> Audio Narration:  "Test your understanding of AI tools in teaching." </div>			<div data-bbox="1555 1156 1787 1206"> Interaction </div> <div data-bbox="1535 1256 1864 1363"> Multiple-choice &amp; T/F quiz </div>

ID	Page	16	Description
			<p>Closing screen: thank you, resources, support contact</p> <p>Assessment: No</p>
<p>Audio Narration:</p> <p>"Thanks for completing this tutorial. Check the links for further resources."</p>			<p>Interaction</p> <p>Downloadable resources &amp; feedback link</p>